


Komponenter på printet



Jumper indstilling



Jumper off


Maksimum følsomhed



Jumper on


Minimum følsomhed

Potentiometer indstilling



Potentiometer set fra venstre


Drej **med** uret retning
= **Høj** følsomhedDrej **mod** uret retning
= **Lav** følsomhed



Jumper OFF

Potentiometer 0 %


Minimum følsomhed
Reaktionsafstand 0-3 cm



Jumper OFF

Potentiometer 50 %


Medium følsomhed
Reaktionsafstand 13-15 cm



Jumper OFF

Potentiometer 100 %

Maksimum følsomhed
Reaktionsafstand 18-20 cm




Jumper ON



Potentiometer 0 %

Minimum følsomhed

Reaktionsafstand 0-2 cm



Jumper ON




Potentiometer 50 %

Medium følsomhed

Reaktionsafstand 8-11 cm

Anbefalet indstilling



Jumper ON



Potentiometer 100 %

Medium følsomhed

Reaktionsafstand 12-14 cm